TEXAS FACILITIES COMMISSION

REQUESTED OPERATING BUDGET – FY2022

TEXAS FACILITIES COMMISSION
FISCAL YEAR 2022 BUDGET – EXECUTIVE SUMMARY

FY2022 Operating Plan
Approach/Methodology

1. **Examination and analysis of agency historical expenditures (previous three fiscal years) by budget analysts.**
2. **Examination of known and potential operational deficiencies.**
3. **Examination of existing agency Division and Org structure to determine if structure meets current and ongoing agency needs.**
4. **Create new Divisions and Orgs as needed to meet agency needs.**
5. **Review appropriations by the Legislature (House Bill 2, Supplemental Appropriations Bill, and Senate Bill 1, General Appropriations Act).**
6. **Create new Divisions and Orgs as needed to meet legislative direction.**
7. **Allocate FTEs and related costs to Orgs in line with the current staffing levels.**
8. **Develop "working" funding targets for each Org that align with the appropriated levels for the coming fiscal year.**
9. **Distribute the "working" funding targets and allocated FTEs to Division Directors and Org Managers.**
10. **Work with Division Directors and Org Managers to develop their requested funding level for the coming fiscal year. Division Directors and Org Managers are encouraged to submit a request that addresses all known and potential operational needs. This work entails:**
    a. **Reviewing historical expenditures and projecting expenditure levels;**
    b. **Reviewing historical staffing levels and projecting staffing needs;**
    c. **Identifying operational deficiencies and new legislative mandates; and**
    d. **Inputting funding and staffing levels into the standard workbook format.**
11. **Receive and review completed draft workbooks from Divisions and Orgs to ensure the requests are within available funding levels and transfer limitations.**
12. **Develop and provide recommended funding allocations and staffing levels to the Executive Review Team.**
13. **Implement approved allocations and staffing into the Org budget request workbooks.**
14. **Roll-up the Org budget request workbooks to Division budget request workbooks.**
15. **Roll-up the Org budget request workbooks to the agency appropriations by the Legislature by Strategy.**
16. **Develop comparison with the approved prior year operating budget.**
17. **Synthesize the information into today's presentation.**

TEXAS FACILITIES COMMISSION
FISCAL YEAR 2022 BUDGET – EXECUTIVE SUMMARY

The Texas Legislature appropriates funds to state agencies once every two years. Fiscal Year 2022 (FY22) is the first year of the 2022-23 biennium.

The FY22 Operating Budget allocates certain appropriations provided to the Texas Facilities Commission (TFC) in House Bill 2, the Supplemental Appropriations Act, and Senate Bill 1, the General Appropriations Act (GAA). The operating appropriations available in FY22 total $76.9 million, an increase of $18.9 million, or 32.4 percent, from FY21. The requested FY22 Operating Budget consists of $27.0 million in salary-related costs, $18.7 million in utilities costs, and $31.1 million in other costs. The increase is primarily due to additional appropriations to 1) provide facilities operation, maintenance, and custodial services at the Capitol Complex and North Austin Complex (phase 1), 2) expand the Secure Workplace capital project to the Capitol Complex, 3) implement the CAPPS Financial module, 4) implement the Building Information Modeling (BIM) process, 5) continue the development and publication of the Capitol Complex Master Plan, 6) provide administrative support for the Flex Space project, and 7) cover increased Data Center costs. The total funded FTEs are 481.0, an increase of 51.2, or 11.9 percent, from FY21.

A. **Summary of Appropriations made in House Bill 2, the Supplemental Appropriations Act** – The Legislature appropriated funding to TFC through the supplemental appropriation process in the last regular session. These funds can be for capital items or for normal agency operations. The funding is available in the current fiscal year (FY21), but certain amounts will not be accessed until the beginning of the next fiscal year (FY22) and operational funding is reflected in the FY22 Operating Budget. Here is a listing of the items funded and associated amounts in House Bill 2 for TFC:
    a. **Capitol Complex Interior Finish Out and Move-in Costs –** $34.7 million in Economic Stabilization Funds
    b. **Capitol Complex Secure Workplace –** $0.3 million in Economic Stabilization Funds
    c. **Capitol Complex Admin and IT Support –** $0.2 million in Economic Stabilization Funds
    d. **Building Information Modeling (BIM) –** $1.0 million in Economic Stabilization Funds
    e. **CAPPS Financial Module Implementation –** $1.6 million in General Revenue
    f. **Data Center Service Costs –** $0.2 million in General Revenue
    g. **Flex Space Building Project –** $40.0 million in Economic Stabilization Funds
    h. **Deferred Maintenance –** $76.5 million in General Revenue

B. **Summary of Capital Items Appropriated Beyond Operating Budget** – Appropriations for capital construction and non-operational purposes are not reflected in the FY22 Operating budget. These items have UB (unexpended balance) authority. The items below are:
    a. **Flex Space Building Project –** $40.0 million in Economic Stabilization Funds
    b. **Deferred Maintenance –** $76.5 million in General Revenue
    c. **LBJ Renovation -** $2.0 million from General Revenue

TEXAS FACILITIES COMMISSION
FISCAL YEAR 2022 BUDGET – EXECUTIVE SUMMARY

C. Budget Presentation

The presentation of the attached budget reflects appropriations for the first year of the upcoming biennium in a format that is consistent with the approved agency Strategic Plan, our Legislative Appropriation Request, and the current General Appropriations Act. Key comparisons with the current fiscal year are contained in attached tables, and several graphical charts depict expenditure category allocations and comparison with the current fiscal year.

Also, budget details by TFC divisions and organizations are presented in additional tables. For example: The Facilities Management and Operations division budget includes the facilities custodial, facilities operations, and maintenance functions. The Facilities Design & Construction division budget includes the leasing, space planning, project management, project support, minor construction, energy management, and utilities functions.

In the presentation there are a number of key items of note that are highlighted here:

1. The Security and Safety Division is new for FY22. The division comprises orgs implementing the Secure Workplace capital project, risk management, security contracts, and security personnel.
2. The increase in FTEs is mainly attributable to additional staffing needs for Capitol Complex and North Austin Complex buildings.
3. Reserve contingency funding is held in the Administrative & Executive Division. These funds will be allocated to address emergencies, mission critical requirements, and to enhance agency operations in line with the agency's Strategic Plan.

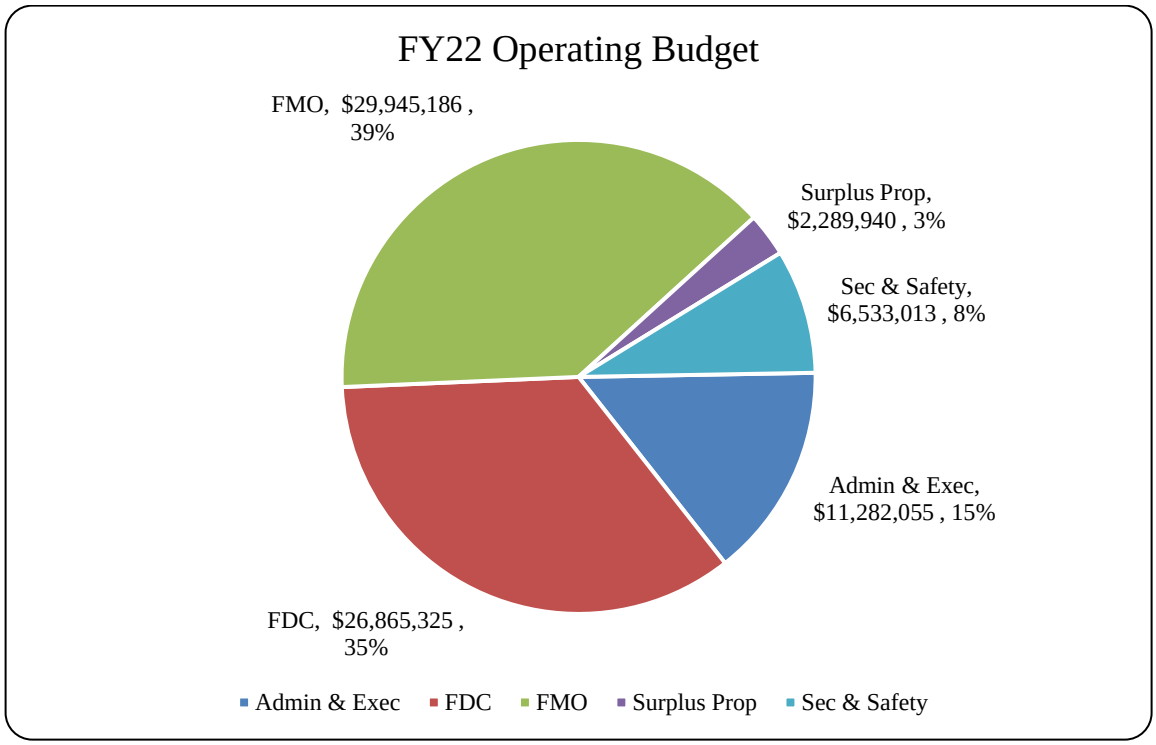

FY 2022 REQUESTED OPERATING BUDGET COMPARED TO FY 2021 APPROVED BUDGET

LBB CLASS	EXPENDITURE CATEGORY	FY 2022 REQUESTED BUDGET	FY 2021 APPROVED BUDGET	FY 21 to FY 22 % CHANGE
1001	Salaries	$ 26,367,071	$ 23,361,912	12.9%
1001	Seasonal & Overtime	207,595	147,400	40.8%
1002	Longevity Pay	426,560	404,340	5.5%
1002	Unemployment Comp.	37,775	28,800	31.2%
2001	Professional Fees & Services	1,730,168	943,477	83.4%
2002	Gasoline, Oil & Lubricants	163,665	127,808	28.1%
2003	Consumable Supplies	401,954	308,958	30.1%
2004/2009	Telephone	739,372	420,652	75.8%
2004	Utilities	18,700,902	18,765,394	-0.3%
2005	Travel	123,807	61,267	102.1%
2006	Rent - Building	2,000	4,500	-55.6%
2007	Rent - Machine & Other	252,862	91,523	176.3%
2009	Other Operating Expenditures	25,357,792	13,434,827	88.7%
5000	Capital Outlay	2,403,996	5,000	47979.9%
	TOTAL REQUEST	**$ 76,915,519**	**$ 58,105,858**	**32.4%**
	TOTAL FTEs	**481.0**	**429.8**	**11.9%**

FUND #	METHOD OF FINANCE	FY 2022 REQUESTED BUDGET	FY 2021 APPROVED BUDGET
001	General Revenue	$ 54,329,077	$ 37,181,006
036	TDI Operating Fund	1,030,083	1,030,083
570	Federal Surplus Property	1,664,752	1,604,617
599	Economic Stabilization Fund	1,565,908	-
666	Appropriated Receipts	1,707,743	1,636,404
777	Interagency Contracts	16,617,956	16,535,036
	Indirect Cost	1,614,910	1,614,910
	Revenue Transfer	(1,614,910)	(1,614,910)
	TOTAL MOF	**$ 76,915,519**	**$ 57,987,146**

NOTE 1: Increase in FTEs from fiscal year 2021 is primarily related to an additional 42.7 FTEs being appropriated by the 87th Legislature to the Texas Facilities Commission.
NOTE 2: Comparisons are based on the beginning of the upcoming fiscal year (i.e. 9/1/2021 compared to 9/1/2020).

FY 2022 REQUESTED OPERATING BUDGET
BY STRATEGY

LBB CLASS	EXPENDITURE CATEGORY	Leasing 1-1-1	Facilities Planning 1-1-2	Facilities Design & Construction 1-2-1	Custodial 2-1-1	Facilities Operation 2-2-1	Utilities 2.2.3	State Surplus Property 3-1-1	Federal Surplus Propery 3-1-2	Central Administration 4-1-1	Information Resources 4-1-2	Total Request
1001	Salaries	$ 421,762	$ 227,108	$ 5,317,665	$ 2,129,551	$ 12,479,031	$ -	$ 738,963	$ 746,503	$ 3,317,443	$ 989,045	$ 26,367,071
1001	Seasonal & Overtime	$ -	$ -	$ -	$ -	$ 207,595	$ -	$ -	$ -	$ -	$ -	207,595
1002	Longevity Pay	$ 8,400	$ 750	$ 101,000	$ 55,080	$ 172,880	$ -	$ 15,850	$ 14,360	$ 44,980	$ 13,260	426,560
1002	Unemployment Comp.	$ -	$ -	$ -	$ 600	$ 8,375	$ -	$ -	$ -	$ 28,800	$ -	37,775
2001	Professional Fees & Services	$ 2,000	$ 255,000	$ 201,640	$ -	$ 533,406	$ -	$ -	$ -	$ 142,504	$ 595,618	1,730,168
2002	Gasoline, Oil & Lubricants	$ -	$ -	$ 1,800	$ 2,400	$ 68,120	$ -	$ 45	$ 6,300	$ 85,000	$ -	163,665
2003	Consumable Supplies	$ -	$ -	$ 2,800	$ 153,000	$ 180,609	$ -	$ 30	$ 11,000	$ 53,990	$ 525	401,954
2004/2009	Telephone	$ 1,500	$ -	$ 22,783	$ 20,900	$ 169,627	$ -	$ -	$ 12,000	$ 20,248	$ 9,796	256,854
2004	Utilities	$ -	$ -	$ -	$ 185,000	$ 130,000	$ 18,362,650	$ -	$ 20,000	$ -	$ 3,252	18,700,902
2005	Travel	$ 5,000	$ 5,000	$ 30	$ -	$ 86,560	$ -	$ -	$ 11,619	$ 14,598	$ 1,000	123,807
2006	Rent - Building	$ -	$ -	$ -	$ -	$ -	$ -	$ -	$ -	$ 2,000	$ -	2,000
2007	Rent-Machine & Other	$ -	$ -	$ 2,030	$ 750	$ 198,062	$ -	$ 20	$ 4,000	$ 48,000	$ -	252,862
2009	Other Operating Expenditures	$ 93,378	$ 39,812	$ 1,649,720	$ 4,416,896	$ 16,551,525	$ -	$ 17,628	$ 678,622	$ 1,276,635	$ 633,576	25,357,792
2009	OOE - DIR Telephone	$ 1,500	$ 1,500	$ 7,515	$ 640	$ 358,990	$ -	$ -	$ 13,000	$ 29,373	$ 70,000	482,518
5000	Capital Outlay	$ -	$ -	$ -	$ -	$ 2,403,996	$ -	$ -	$ -	$ -	$ -	2,403,996
	TOTAL FY22 REQUEST	**$ 533,540**	**$ 529,170**	**$ 7,306,983**	**$ 6,964,817**	**$ 33,548,776**	**$ 18,362,650**	**$ 772,536**	**$ 1,517,404**	**$ 5,063,571**	**$ 2,316,072**	**$ 76,915,519**
	FY21 BUDGET	$ 480,637	$ 279,499	$ 3,939,264	$ 6,374,645	$ 21,154,282	$ 18,362,650	$ 772,536	$ 1,462,393	$ 3,606,913	$ 1,673,039	$ 58,105,858
	TOTAL FY22 FTEs	**6.0**	**3.2**	**51.4**	**64.8**	**262.4**	**-**	**17.9**	**15.7**	**46.7**	**13.0**	**481.1**
	TOTAL FY21 FTEs	5.5	3.0	49.2	63.8	225.1	-	16.3	13.0	43.0	11.0	429.8

FUND #	METHOD OF FINANCE	Leasing	Facilities Planning	FDC	Custodial	Facilities Operation	Utilities	Surplus Property	Federal Property	Central Admin	Information Resources	TOTAL
001	General Revenue	$ 533,540	$ 529,170	$ -	$ 5,611,070	28,476,956	$ 13,786,104	$ -	$ -	$ 3,754,134	$ 1,638,103	$ 54,329,077
036	Dept of Insurance Fund 36	$ -	$ -	$ -	$ -	-	$ 1,030,083	$ -	$ -	$ -	$ -	$ 1,030,083
570	Federal Surplus Property	$ -	$ -	$ -	$ -	-	$ -	$ -	$ 1,517,404	$ 116,849	$ 30,499	$ 1,664,752
599	ESF	$ -	$ -	$ 1,009,433	$ -	343,362	$ -	$ -	$ -	$ 121,971	$ 91,142	$ 1,565,908
666	Appropriated Receipts	$ -	$ -	$ -	$ 42,820	469,723	$ 26,156	$ 772,536	$ -	$ 178,331	$ 218,177	$ 1,707,743
777	Interagency Contracts	$ -	$ -	$ 6,297,550	$ 1,310,927	4,258,735	$ 3,520,307	$ -	$ -	$ 892,286	$ 338,151	$ 16,617,956
	IDC	$ -	$ -	$ 1,096,542	$ -	135,290	$ -	$ 240,854	$ 142,224	$ -	$ -	$ 1,614,910
	Revenue Transfer	$ -	$ -	$ (1,096,542)	$ -	(135,290)	$ -	$ (240,854)	$ (142,224)	$ -	$ -	$ (1,614,910)
	TOTAL	**$ 533,540**	**$ 529,170**	**$ 7,306,983**	**$ 6,964,817**	**$ 33,548,776**	**$ 18,362,650**	**$ 772,536**	**$ 1,517,404**	**$ 5,063,571**	**$ 2,316,072**	**$ 76,915,519**

FY 2022 REQUESTED OPERATING BUDGET
BY DIVISION

LBB CLASS	EXPENDITURE CATEGORY	Administration & Executive	Facilities Design & Construction	Facilities Management and Operations	Surplus Property	Security & Safety	Total Request
1001	Salaries	$ 4,235,870	$ 6,113,068	$ 13,695,616	$ 1,485,466	$ 837,051	$ 26,367,071
1001	Seasonal & Overtime	$ -	$ -	$ 200,000	$ -	$ 7,595	$ 207,595
1002	Longevity Pay	$ 57,560	$ 111,110	$ 216,700	$ 30,210	$ 10,980	$ 426,560
1002	Unemployment Comp.	$ 28,800	$ -	$ 8,975	$ -	$ -	$ 37,775
2001	Professional Fees & Services	$ 734,522	$ 462,640	$ 525,906	$ -	$ 7,100	$ 1,730,168
2002	Gasoline, Oil & Lubricants	$ 85,000	$ 1,800	$ 65,520	$ 6,345	$ 5,000	$ 163,665
2003	Consumable Supplies	$ 44,375	$ 2,800	$ 317,209	$ 11,030	$ 26,540	$ 401,954
2004/2009	Telephone	$ 25,650	$ 24,283	$ 186,536	$ 12,000	$ 8,385	$ 256,854
2004	Utilities	$ 3,252	$ 18,362,650	$ 315,000	$ 20,000	$ -	$ 18,700,902
2005	Travel	$ 15,598	$ 10,030	$ 75,060	$ 11,619	$ 11,500	$ 123,807
2006	Rent - Building	$ 2,000	$ -	$ -	$ -	$ -	$ 2,000
2007	Rent-Machine & Other	$ 48,000	$ 2,030	$ 37,316	$ 4,020	$ 161,496	$ 252,862
2009	Other Operating Expenditures	$ 5,905,434	$ 1,763,749	$ 12,822,472	$ 696,250	$ 4,169,887	$ 25,357,792
2009	OOE - DIR Telephone	$ 95,994	$ 11,165	$ 358,880	$ 13,000	$ 3,479	$ 482,518
5000	Capital Outlay	$ -	$ -	$ 1,119,996	$ -	$ 1,284,000	$ 2,403,996
	FY 22 REQUEST	**$ 11,282,055**	**$ 26,865,325**	**$ 29,945,186**	**$ 2,289,940**	**$ 6,533,013**	**$ 76,915,519**
	FY 21	$ 5,318,677	$ 24,814,900	$ 25,737,352	$ 2,234,929	$ -	$ 58,105,858
	FY 22 FTEs	**57.9**	**92.2**	**281.7**	**33.6**	**15.6**	481.0
	FY 21 FTEs	54.0	78.8	267.7	29.3	-	429.8

FUND #	METHOD OF FINANCE	Admin & Exec	FDC	FMO	Surplus	S&S	TOTAL
001	General Revenue	$ 9,294,649	$ 14,981,796	$ 26,681,059	$ -	$ 3,371,573	$ 54,329,077
036	Dept of Insurance Fund 36	$ -	$ 1,030,083	$ -	$ -	$ -	$ 1,030,083
570	Federal Surplus Property	$ 147,348	$ -	$ -	$ 1,517,404	$ -	$ 1,664,752
599	ESF	$ 213,113	$ 1,009,433	$ -	$ -	$ 343,362	$ 1,565,908
666	Appropriated Receipts	$ 396,508	$ 26,156	$ 512,543	$ 772,536	$ -	$ 1,707,743
777	Interagency Contracts	$ 1,230,437	$ 9,817,857	$ 2,751,584	$ -	$ 2,818,078	$ 16,617,956
	IDC	$ -	$ 1,096,542	$ 135,290	$ 383,078	$ -	$ 1,614,910
	Revenue Transfer	$ -	$ (1,096,542)	$ (135,290)	$ (383,078)	$ -	$ (1,614,910)
	TOTAL	**$ 11,282,055**	**$ 26,865,325**	**$ 29,945,186**	**$ 2,289,940**	**$ 6,533,013**	**$ 76,915,519**

FY22 REQUESTED OPERATING BUDGET
DETAIL OTHER OPERATING EXPENDITURES
FISCAL YEARS 2022 AND 2021 COMPARISON

Description	FY22 Requested Budget	FY21 Approved Budget	FY 21 to FY 22 % CHANGE
Membership/Subscription Dues/Publications	29,980	34,725	-13.7%
Registration Fees-Employee Training	23,127	49,965	-53.7%
Awards, Pins, Certificates, Etc.	10	2,900	-99.7%
Permit, License Fees & On-Line Fees	169,746	305,756	-44.5%
Settlements & Judgments	-	-	0.0%
Building, Grounds, & Elevator Maintenance	4,656,383	4,851,243	-4.0%
Reproduction & Printing Services	3,135	1,550	102.3%
Temporary Services	-	-	0.0%
Contracted Custodial/Cleaning Services	4,387,563	4,094,959	7.1%
Bid Advertisements	6,488	6,500	-0.2%
Postage, Postal & Freight Services	494,001	742,342	-33.5%
Contracted Services (incl. prop mgmt, security, and general services)	8,266,310	2,388,769	246.0%
Equipment Maintenance & Repairs	1,378,815	33,927	3964.1%
Motor Vehicles Maintenance	262,671	4,000	6466.8%
Computer & Software - Related Expenses	1,176,028	287,404	309.2%
Interest	-	-	0.0%
Workers' Compensation/Contingency Reserve	4,043,931	-	404393000.0%
Miscellaneous (incl. Health ins & Retirement contribution)	459,604	630,787	-27.1%
Total	**25,357,792**	**13,434,827**	

FY 2022 REQUESTED OPERATING BUDGET
HISTORICAL AND CURRENT OPERATING APPROPRIATIONS

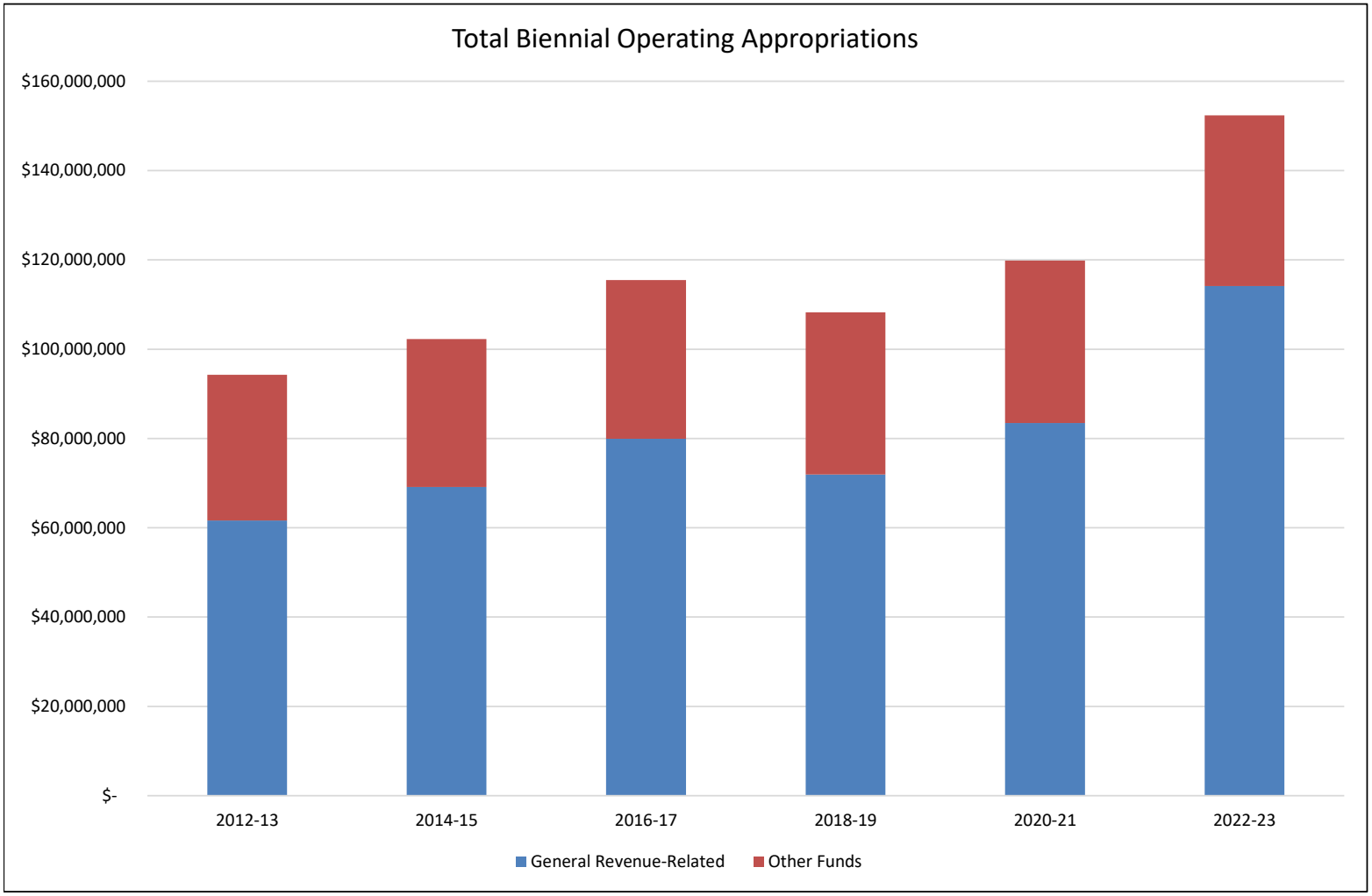

FY 2022 REQUESTED OPERATING BUDGET
HISTORICAL AND CURRENT OPERATING APPROPRIATIONS

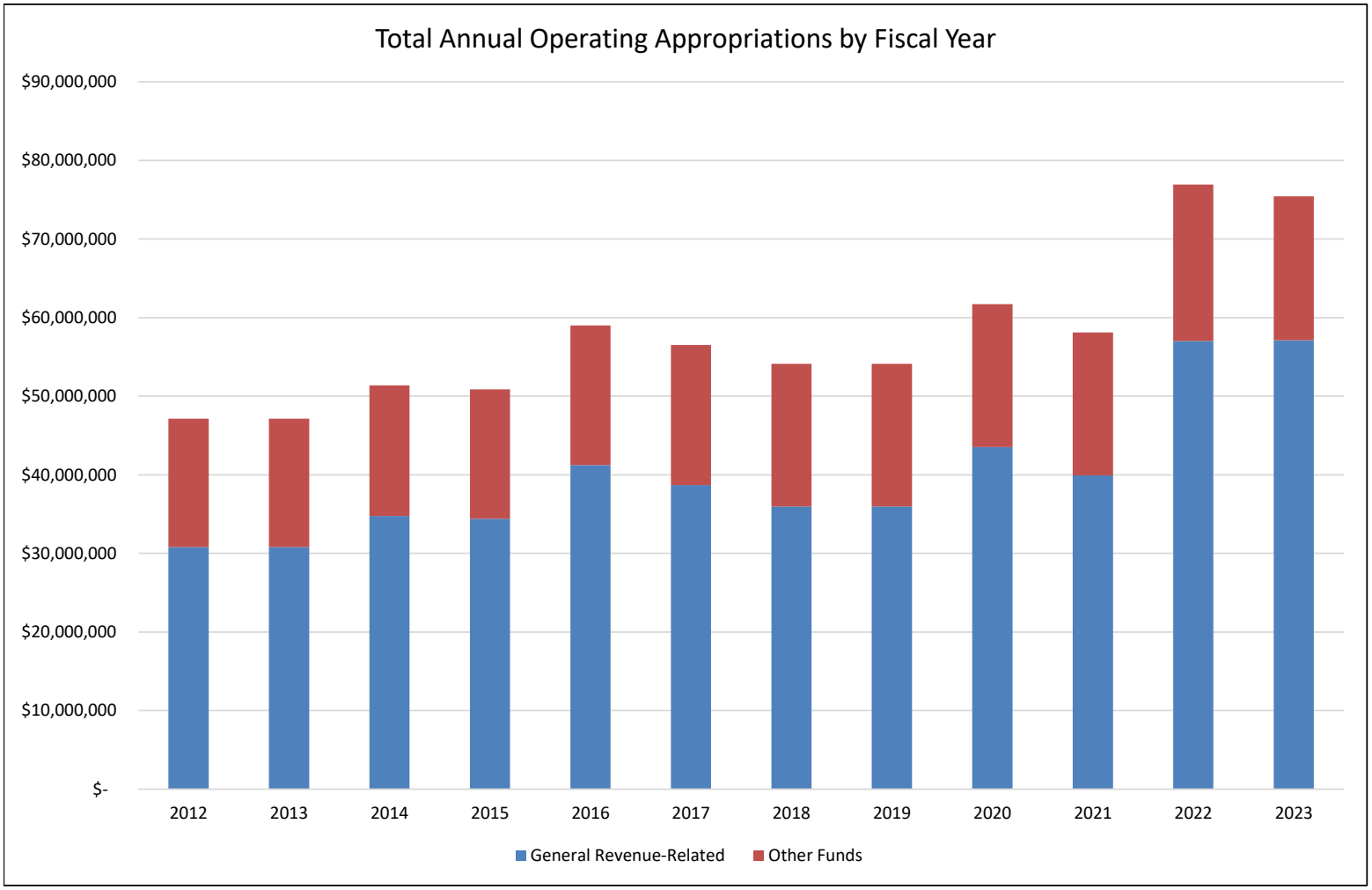

FY 2022 REQUESTED OPERATING BUDGET
BY MAJOR EXPENSE CATEGORIES AND DIVISIONS

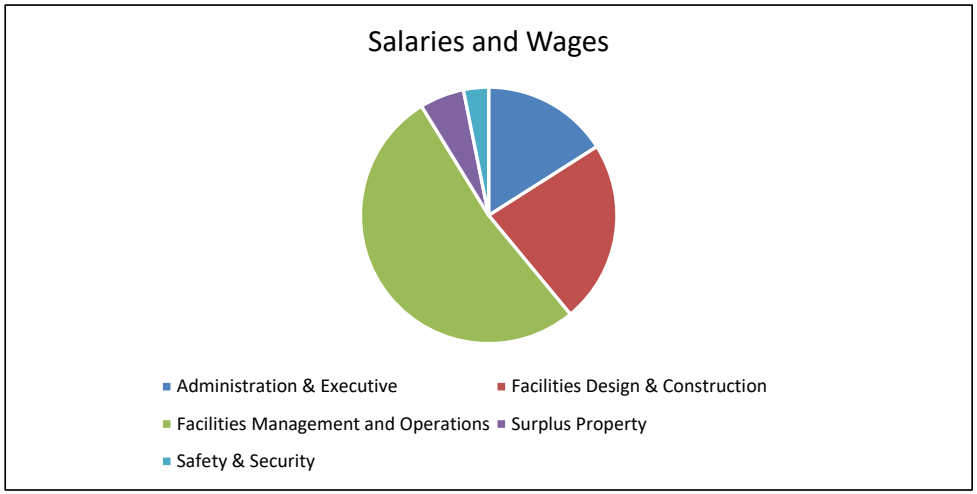

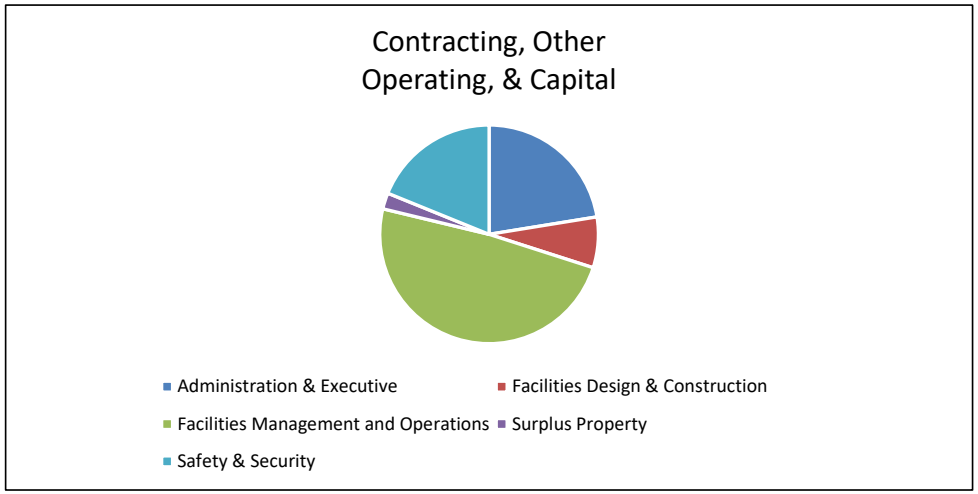

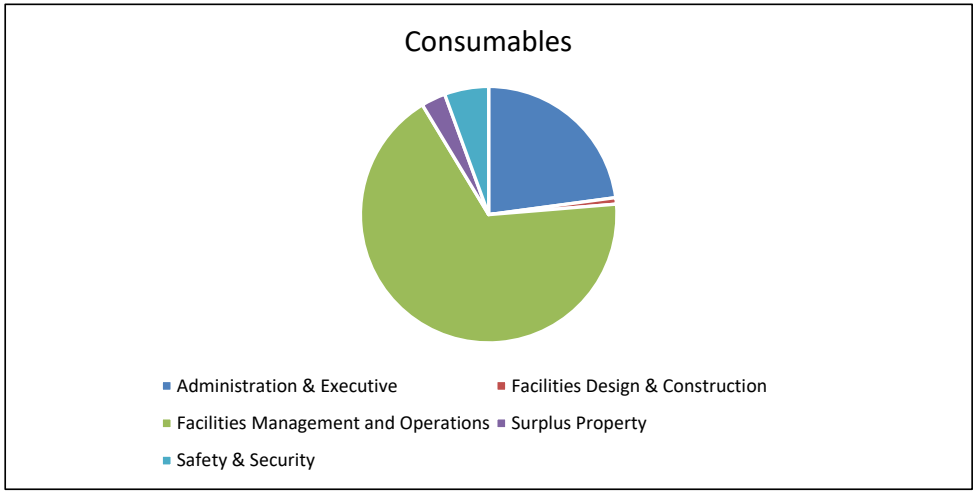

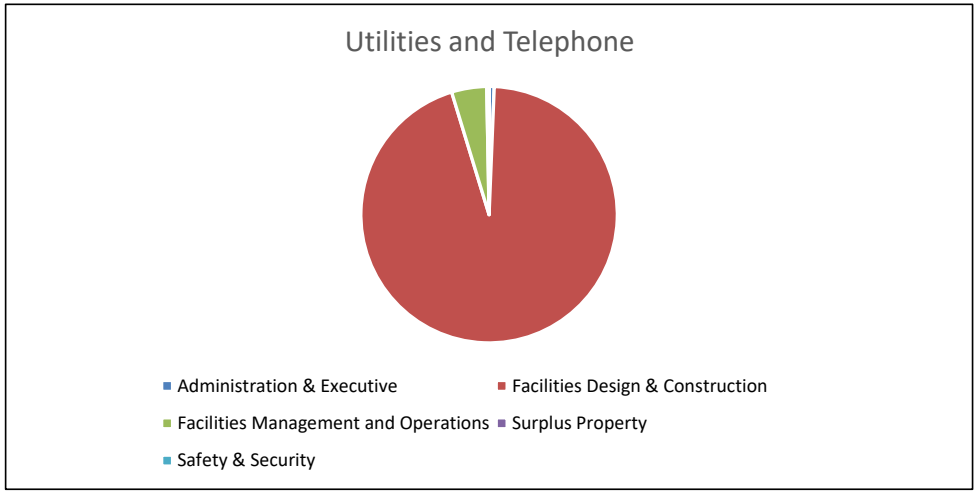

FY 2022 REQUESTED OPERATING BUDGET COMPARED TO FY 2021 APPROVED BUDGET BY DIVISION



FY 2022 REQUESTED OPERATING BUDGET COMPARED TO FY 2021 APPROVED BUDGET BY EXPENSE CATEGORY

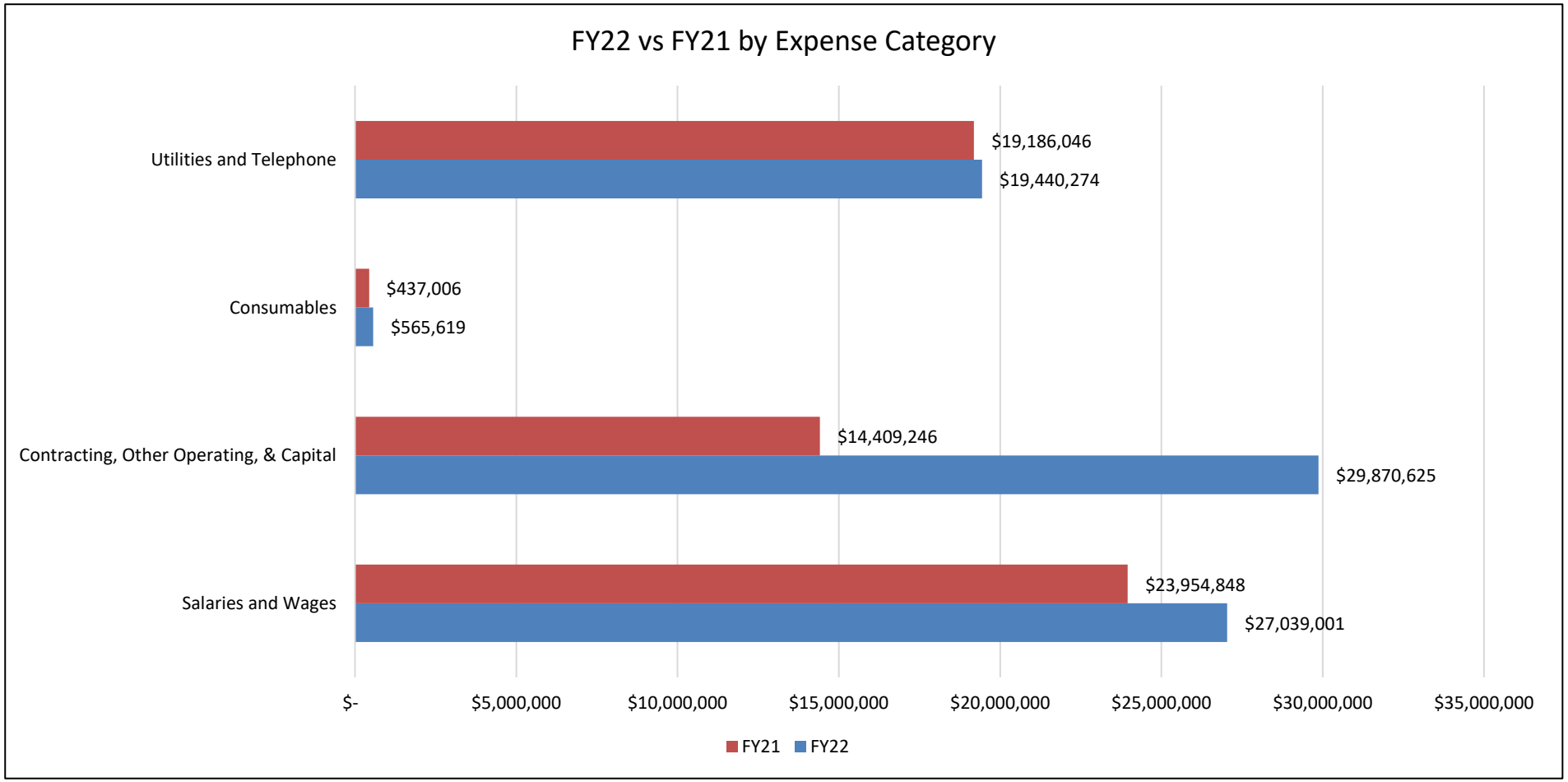

FY 2022 BUDGET - ADMINISTRATION & EXECUTIVE

		Multi	4.1.1												4.1.2					
LBB CLASS	EXPENDITURE CATEGORY	Workers Comp 100	Exec 101	Internal Audit 103	Legal Services 115	HUB 205	Records Mgmt 206	Internal Proc 207	Office Supplies 216	Fiscal 601	HR 602	CAPPS FIN 3601	Fleet Mgmt 1016	Information Systems 603	Data Ctr 604	Data Ctr-HB2 3604	Cyber 608	CAPPS IT 3603	Total Request
1001	Salaries	$ -	$ 455,859	$ 289,842	$ 345,390	$ 201,008	$ 138,442	$ 202,780	$ -	$ 967,032	$ 305,000	$ 256,848	$ 84,624	$ 689,545	$ -	$ -	$ 88,500	$ 211,000	$ 4,235,870
1001	Seasonal & Overtime	$ -	$ -	$ -	$ -	$ -	$ -	$ -	$ -	$ -	$ -	$ -	$ -	$ -	$ -	$ -	$ -	$ -	$ -
1002	Longevity Pay	$ -	$ 5,760	$ 4,540	$ 2,160	$ 2,760	$ 340	$ 3,360	$ -	$ 14,060	$ 4,980	$ 3,840	$ 2,500	$ 8,120	$ -	$ -	$ 1,380	$ 3,760	$ 57,560
1002	Unemployment Comp.	$ 28,800	$ -	$ -	$ -	$ -	$ -	$ -	$ -	$ -	$ -	$ -	$ -	$ -	$ -	$ -	$ -	$ -	$ 28,800
2001	Professional Fees & Services	$ -	$ 4,500	$ -	$ 4,000	$ 750	$ 450	$ 4,900	$ -	$ 50,000	$ -	$ 74,304	$ -	$ 45,000	$ 284,254	$ 206,959	$ 59,405	$ -	$ 734,522
2002	Gasoline, Oil & Lubricants	$ -	$ -	$ -	$ -	$ -	$ -	$ -	$ -	$ -	$ -	$ -	$ 85,000	$ -	$ -	$ -	$ -	$ -	$ 85,000
2003	Consumable Supplies	$ -	$ -	$ -	$ -	$ -	$ 15,000	$ 150	$ 28,000	$ 100	$ -	$ 600	$ -	$ -	$ -	$ -	$ -	$ 525	$ 44,375
2004/2009	Telephone	$ -	$ 4,490	$ 550	$ 2,000	$ 4,000	$ -	$ -	$ -	$ 2,000	$ 750	$ 864	$ 1,200	$ 8,200	$ -	$ -	$ 1,596	$ -	$ 25,650
2004	Utilities	$ -	$ -	$ -	$ -	$ -	$ -	$ -	$ -	$ -	$ -	$ -	$ -	$ -	$ -	$ -	$ -	$ 3,252	$ 3,252
2005	Travel	$ -	$ 9,998	$ -	$ -	$ 3,000	$ -	$ 600	$ -	$ 1,000	$ -	$ -	$ -	$ 1,000	$ -	$ -	$ -	$ -	$ 15,598
2006	Rent - Building	$ -	$ -	$ -	$ -	$ 2,000	$ -	$ -	$ -	$ -	$ -	$ -	$ -	$ -	$ -	$ -	$ -	$ -	$ 2,000
2007	Rent-Machine & Other	$ -	$ -	$ -	$ -	$ -	$ -	$ -	$ 48,000	$ -	$ -	$ -	$ -	$ -	$ -	$ -	$ -	$ -	$ 48,000
2009	Other Operating Expenditures	$ 4,039,948	$ 8,439	$ 118,296	$ 27,541	$ 8,917	$ 23,866	$ 26,972	$ -	$ 200,213	$ 14,835	$ 777,823	$ 26,000	$ 268,169	$ -	$ -	$ 68,137	$ 296,278	$ 5,905,434
2009	OOE - DIR Telephone	$ -	$ 9,400	$ 1,803	$ 5,500	$ 1,100	$ 1,000	$ 1,000	$ -	$ 4,000	$ 1,239	$ 952	$ -	$ 69,700	$ -	$ -	$ 300	$ -	$ 95,994
5000	Capital Outlay	$ -	$ -	$ -	$ -	$ -	$ -	$ -	$ -	$ -	$ -	$ -	$ -	$ -	$ -	$ -	$ -	$ -	$ -
	TOTAL REQUEST	**$ 4,068,748**	**$ 498,446**	**$ 415,031**	**$ 386,591**	**$ 223,535**	**$ 179,098**	**$ 239,762**	**$ 76,000**	**$ 1,238,405**	**$ 326,804**	**$ 1,115,231**	**$ 199,324**	**$ 1,089,734**	**$ 284,254**	**$ 206,959**	**$ 219,318**	**$ 514,815**	**$ 11,282,055**
	TOTAL FTEs	-	5.00	3.00	4.05	3.00	3.00	3.00	-	14.00	4.00	4.00	1.89	9.00	-	-	1.00	3.00	57.94

FUND #	METHOD OF FINANCE	W/C	Exec	Internal Audit	Legal Services	HUB	Records Mgmt	Internal Proc	Office Supplies	Fiscal	HR	CAPPS FIN	Fleet Mgmt	Information Systems	Data Ctr	Data Ctr	Cyber	CAPPS IT	TOTAL
001	General Revenue	$ 4,068,748	$ 401,645	$ 312,100	$ 207,883	$ 146,460	$ 128,650	$ 152,751	$ 54,793	$ 634,760	$ 296,412	$ 1,115,231	$ 138,105	$ 638,785	$ 57,234	$ 206,959	$ 219,318	$ 514,815	$ 9,294,649
036	Dept of Insurance Fund 36	$ -	$ -	$ -	$ -	$ -	$ -	$ -	$ -	$ -	$ -	$ -	$ -	$ -	$ -	$ -	$ -	$ -	
570	Federal Surplus Property	$ -	$ 13,904	$ 6,150	$ 14,425	$ 736	$ 6,909	$ 4,539	$ 3,384	$ 51,410	$ 4,849	$ -	$ 10,543	$ 23,201	$ 7,298	$ -	$ -	$ -	147,348
599	ESF	$ -	$ -	$ -	$ -	$ -	$ -	$ -	$ -	$ 121,971	$ -	$ -	$ -	$ 91,142	$ -	$ -	$ -	$ -	213,113
666	Appropriated Receipts	$ -	$ 16,343	$ 22,720	$ 18,995	$ 416	$ 9,098	$ 2,561	$ 4,456	$ 92,963	$ 6,386	$ -	$ 4,393	$ 116,564	$ 101,613	$ -	$ -	$ -	396,508
777	Interagency Contracts	$ -	$ 66,554	$ 74,061	$ 145,288	$ 75,923	$ 34,441	$ 79,911	$ 13,367	$ 337,301	$ 19,157	$ -	$ 46,283	$ 220,042	$ 118,109	$ -	$ -	$ -	1,230,437
	IDC	$ -	$ -	$ -	$ -	$ -	$ -	$ -	$ -	$ -	$ -	$ -	$ -	$ -	$ -	$ -	$ -	$ -	-
	Revenue Transfer	$ -	$ -	$ -	$ -	$ -	$ -	$ -	$ -	$ -	$ -	$ -	$ -	$ -	$ -	$ -	$ -	$ -	-
	TOTAL	**$ 4,068,748**	**$ 498,446**	**$ 415,031**	**$ 386,591**	**$ 223,535**	**$ 179,098**	**$ 239,762**	**$ 76,000**	**$ 1,238,405**	**$ 326,804**	**$ 1,115,231**	**$ 199,324**	**$ 1,089,734**	**$ 284,254**	**$ 206,959**	**$ 219,318**	**$ 514,815**	**$ 11,282,055**

FY 2022 BUDGET - FACILITIES DESIGN & CONSTRUCTION

		1.1.1	1.1.2	2.2.1	1.2.1			2.2.3	
LBB CLASS	EXPENDITURE CATEGORY	Leasing 0804	Facilities Planning 0805	Energy Mgmt 0540	BIM 3802	Minor Construction 0822	FDC (Proj Mgmt) 0801-0803	Utilities 0501-0536	Total Request
1001	Salaries	$ 421,762	$ 227,108	$ 146,533	$ 313,414	$ 952,163	$ 4,052,088	$ -	$ 6,113,068
1001	Seasonal & Overtime	$ -	$ -	$ -	$ -	$ -	$ -	$ -	$ -
1002	Longevity Pay	$ 8,400	$ 750	$ 960	$ 24,000	$ 25,000	$ 52,000	$ -	$ 111,110
1002	Unemployment Comp.	$ -	$ -	$ -	$ -	$ -	$ -	$ -	$ -
2001	Professional Fees & Services	$ 2,000	$ 255,000	$ 4,000	$ -	$ 201,500	$ 140	$ -	$ 462,640
2002	Gasoline, Oil & Lubricants	$ -	$ -	$ -	$ -	$ 1,800	$ -	$ -	$ 1,800
2003	Consumable Supplies	$ -	$ -	$ -	$ 2,800	$ -	$ -	$ -	$ 2,800
2004/2009	Telephone	$ 1,500	$ -	$ -	$ 15,268	$ 7,500	$ 15		$ 24,283
2004	Utilities	$ -	$ -	$ -	$ -	$ -	$ -	$ 18,362,650	$ 18,362,650
2005	Travel	$ 5,000	$ 5,000	$ -	$ -	$ -	$ 30	$ -	$ 10,030
2006	Rent - Building	$ -	$ -	$ -	$ -	$ -	$ -	$ -	$ -
2007	Rent-Machine & Other	$ -	$ -	$ -	$ -	$ 2,000	$ 30	$ -	$ 2,030
2009	Other Operating Expenditures	$ 92,927	$ 6,903	$ 14,199	$ 653,951	$ 927,732	$ 68,037	$ -	$ 1,763,749
2009	OOE - DIR Telephone	$ 1,500	$ 1,500	$ 650	$ -	$ 7,500	$ 15	$ -	$ 11,165
5000	Capital Outlay	$ -	$ -	$ -	$ -	$ -	$ -	$ -	$ -
	TOTAL REQUEST	**$ 533,089**	**$ 496,261**	**$ 166,342**	**$ 1,009,433**	**$ 2,125,195**	**$ 4,172,355**	**$ 18,362,650**	**$ 26,865,325**
	TOTAL FTEs	6.00	3.20	1.40	5.00	25.15	51.41	-	92.16

FUND #	METHOD OF FINANCE	Leasing	Facilities Planning	Energy Mgmt	BIM	Minor Construction	FDC (Proj Mgmt)	Utilities	Total
001	General Revenue	$ 533,089	$ 496,261	$ 166,342	$ -	$ -	$ -	$ 13,786,104	$ 14,981,796
036	Dept of Insurance Fund 36	$ -	$ -	$ -	$ -	$ -	$ -	$ 1,030,083	$ 1,030,083
570	Federal Surplus Property	$ -	$ -	$ -	$ -	$ -	$ -	$ -	$ -
599	ESF	$ -	$ -	$ -	$ 1,009,433	$ -	$ -	$ -	$ 1,009,433
666	Appropriated Receipts	$ -	$ -	$ -	$ -	$ -	$ -	$ 26,156	$ 26,156
777	Interagency Contracts	$ -	$ -	$ -	$ -	$ 2,125,195	$ 4,172,355	$ 3,520,307	$ 9,817,857
	IDC	$ -	$ -	$ -	$ -	$ 306,896	$ 789,646	$ -	$ 1,096,542
	Revenue Transfer	$ -	$ -	$ -	$ -	$ (306,896)	$ (789,646)	$ -	$ (1,096,542)
	TOTAL	**$ 533,089**	**$ 496,261**	**$ 166,342**	**$ 1,009,433**	**$ 2,125,195**	**$ 4,172,355**	**$ 18,362,650**	**$ 26,865,325**

FY 2022 BUDGET - FACILITIES MANAGEMENT OPERATIONS

		2.2.1	2.1.1	2.2.1							2.1.1	
LBB CLASS	**EXPENDITURE CATEGORY**	**Facilities HB 3042 0410**	**Custodial HB 3042 0415**	**Grounds 0430**	**Capitol Complex Operations Org 0443**	**O&M 0441-0449**	**Warehouse 0467**	**Recycling 0480**	**Commercial Parking & Special Events 0490**	**Building Control Network Maintenance (BCN) 5350**	**Custodial 0450-0459**	**Total Request**
1001	Salaries	$ -	$ -	$ 778,129	$ -	$ 10,011,384	$ 365,835	$ 58,066	$ 96,651	$ 256,000	$ 2,129,551	$ 13,695,616
1001	Seasonal & Overtime	$ -	$ -	$ -	$ -	$ 200,000	$ -	$ -	$ -	$ -	$ -	$ 200,000
1002	Longevity Pay	$ -	$ -	$ 16,640	$ -	$ 136,720	$ 3,220	$ 480	$ 1,680	$ 2,880	$ 55,080	$ 216,700
1002	Unemployment Comp.	$ -	$ -	$ 3,375	$ -	$ 5,000	$ -	$ -	$ -	$ -	$ 600	$ 8,975
2001	Professional Fees & Services	$ -	$ -	$ 250	$ -	$ 124,156	$ 1,500	$ -	$ -	$ 400,000	$ -	$ 525,906
2002	Gasoline, Oil & Lubricants	$ 4,550	$ -	$ 3,000	$ -	$ 54,870	$ -	$ 500	$ 200	$ -	$ 2,400	$ 65,520
2003	Consumable Supplies	$ 6,474	$ 3,000	$ 2,000	$ -	$ 155,635	$ -	$ -	$ 100	$ -	$ 150,000	$ 317,209
2004/2009	Telephone	$ 4,161	$ -	$ 8,000	$ -	$ 143,530	$ 5,180	$ 682	$ 483	$ 3,600	$ 20,900	$ 186,536
2004	Utilities	$ -	$ -	$ -	$ -	$ 45,000	$ -	$ 85,000	$ -	$ -	$ 185,000	$ 315,000
2005	Travel	$ -	$ -	$ 60	$ -	$ 75,000	$ -	$ -	$ -	$ -	$ -	$ 75,060
2006	Rent - Building	$ -	$ -	$ -	$ -	$ -	$ -	$ -	$ -	$ -	$ -	$ -
2007	Rent - Machine & Other	$ 10,766	$ -	$ -	$ -	$ 25,800	$ -	$ -	$ -	$ -	$ 750	$ 37,316
2009	Other Operating Expenditures	$ 1,414,281	$ 1,307,927	$ 396,492	$ -	$ 6,093,068	$ 124,265	$ 5,272	$ 71,323	$ 346,840	$ 3,063,004	$ 12,822,472
2009	OOE - DIR Telephone	$ 425	$ -	$ -	$ -	$ 237,815	$ -	$ -	$ -	$ 120,000	$ 640	$ 358,880
5000	Capital Outlay	$ -	$ -	$ -	$ 1,094,996	$ -	$ -	$ -	$ 25,000	$ -	$ -	$ 1,119,996
	TOTAL REQUEST	**$ 1,440,657.00**	**$ 1,310,927.00**	**$ 1,207,946.00**	**$ 1,094,996.00**	**$ 17,307,978.00**	**$ 500,000.00**	**$ 150,000.00**	**$ 195,437.00**	**$ 1,129,320.00**	**$ 5,607,925.00**	**$ 29,945,186**
	TOTAL FTEs	**-**	**-**	22.00	-	180.75	8.21	1.00	2.00	3.00	64.75	281.71

FUND #	**METHOD OF FINANCE**	**Facilities HB 3042**	**Custodial HB 3042**	**Grounds**	**Capitol Complex Operations**	**O&M**	**Warehouse**	**Recycling**	**Commercial Parking & Special Events**	**Building Control Network Maintenance (BCN)**	**Custodial**	**Total**
001	General Revenue	$ -	$ -	$ 1,206,779	$ 1,094,996	$ 16,839,422	$ 500,000	$ 150,000	$ 195,437	$ 1,129,320	$ 5,565,105	$ 26,681,059
036	Dept of Insurance Fund 36	$ -	$ -	$ -	$ -	$ -	$ -	$ -	$ -	$ -	$ -	$ -
570	Federal Surplus Property	$ -	$ -	$ -	$ -	$ -	$ -	$ -	$ -	$ -	$ -	$ -
599	ESF	$ -	$ -	$ -	$ -	$ -	$ -	$ -	$ -	$ -	$ -	$ -
666	Appropriated Receipts	$ -	$ -	$ 1,167	$ -	$ 468,556	$ -	$ -	$ -	$ -	$ 42,820	$ 512,543
777	Interagency Contracts	$ 1,440,657	$ 1,310,927	$ -	$ -	$ -	$ -	$ -	$ -	$ -	$ -	$ 2,751,584
	IDC	$ -	$ -	$ -	$ -	$ 102,467	$ -	$ 32,823	$ -	$ -	$ -	$ 135,290
	Revenue Transfer	$ -	$ -	$ -	$ -	$ (102,467)	$ -	$ (32,823)	$ -	$ -	$ -	$ (135,290)
	TOTAL MOF	**$ 1,440,657**	**$ 1,310,927**	**$ 1,207,946**	**$ 1,094,996**	**$ 17,307,978**	**$ 500,000**	**$ 150,000**	**$ 195,437**	**$ 1,129,320**	**$ 5,607,925**	**$ 29,945,186**

FY 2022 BUDGET - SURPLUS PROPERTY

LBB CLASS	EXPENDITURE CATEGORY	FSP Austin 0316	FSP San Antonio 0317	FSP Fort Worth 0319	FSP TSA 0321	State Surplus Property 0330	Total Request
		3.1.2				3.1.1	
1001	Salaries	$ -	$ 410,643	$ 297,310	$ 38,550	$ 738,963	$ 1,485,466
1001	Seasonal & Overtime	$ -	$ -	$ -	$ -	$ -	-
1002	Longevity Pay	$ -	$ 10,040	$ 4,320	$ -	$ 15,850	30,210
1002	Unemployment Comp.	$ -	$ -	$ -	$ -	$ -	-
2001	Professional Fees & Services	$ -	$ -	$ -	$ -	$ -	-
2002	Gasoline, Oil & Lubricants	$ 200	$ 2,600	$ 2,500	$ 1,000	$ 45	6,345
2003	Consumable Supplies	$ 1,000	$ 7,000	$ 2,400	$ 600	$ 30	11,030
2004/2009	Telephone	$ 2,000	$ 4,000	$ 5,000	$ 1,000	$ -	12,000
2004	Utilities	$ -	$ 11,000	$ 9,000	$ -	$ -	20,000
2005	Travel	$ 10,000	$ 1,000	$ -	$ 619	$ -	11,619
2006	Rent - Building	$ -	$ -	$ -	$ -	$ -	-
2007	Rent-Machine & Other	$ 1,500	$ 1,500	$ 1,000	$ -	$ 20	4,020
2009	Other Operating Expenditures	$ 16,450	$ 282,704	$ 369,914	$ 9,554	$ 17,628	696,250
2009	OOE - DIR Telephone	$ -	$ 6,600	$ 6,000	$ 400	$ -	13,000
5000	Capital Outlay	$ -	$ -	$ -	$ -	$ -	-
	TOTAL REQUEST	**$ 31,150**	**$ 737,087**	**$ 697,444**	**$ 51,723**	**$ 772,536**	**$ 2,289,940**
	TOTAL FTEs	-	8.50	6.50	0.70	17.85	33.55

FUND #	METHOD OF FINANCE	FSP Austin	FSP San Antonio	FSP Fort Worth	FSP TSA	State Surplus Property	TOTAL
001	General Revenue	$ -	$ -	$ -	$ -	$ -	$ -
036	Dept of Insurance Fund 36	$ -	$ -	$ -	$ -	$ -	
570	Federal Surplus Property	$ 31,150	$ 737,087	$ 697,444	$ 51,723	$ -	1,517,404
599	ESF	$ -	$ -	$ -	$ -	$ -	-
666	Appropriated Receipts	$ -	$ -	$ -	$ -	$ 772,536	772,536
777	Interagency Contracts	$ -	$ -	$ -	$ -	$ -	-
	IDC	$ -	$ 71,112	$ 71,112	$ -	$ 240,854	383,078
	Revenue Transfer	$ -	$ (71,112)	$ (71,112)	$ -	$ (240,854)	(383,078)
	TOTAL	**$ 31,150**	**$ 737,087**	**$ 697,444**	**$ 51,723**	**$ 772,536**	**$ 2,289,940**

FY 2022 BUDGET - SECURITY AND SAFETY

		2.2.1				4.1.1	
LBB CLASS	**EXPENDITURE CATEGORY**	**Security & Safety 0420**	**S&S CapCom 3420**	**Security Contracts 0425**	**Security Personnel 0426**	**Risk Management 0104**	**Total Request**
1001	Salaries	$ 278,860	$ 139,550	$ -	$ 348,023	$ 70,618	837,051
1001	Seasonal & Overtime	$ -	$ -	$ -	$ 7,595	$ -	7,595
1002	Longevity Pay	$ 1,340	$ 1,000	$ -	$ 7,960	$ 680	10,980
1002	Unemployment Comp.	$ -	$ -	$ -	$ -	$ -	-
2001	Professional Fees & Services	$ -	$ 3,500	$ -	$ -	$ 3,600	7,100
2002	Gasoline, Oil & Lubricants	$ 5,000	$ -	$ -	$ -	$ -	5,000
2003	Consumable Supplies	$ -	$ 16,400	$ -	$ -	$ 10,140	26,540
2004/2009	Telephone	$ 1,542	$ 2,449	$ -	$ -	$ 4,394	8,385
2004	Utilities	$ -	$ -	$ -	$ -	$ -	-
2005	Travel	$ 5,500	$ 6,000	$ -	$ -	$ -	11,500
2006	Rent - Building	$ -	$ -	$ -	$ -	$ -	-
2007	Rent - Machine & Other	$ 161,496	$ -	$ -	$ -	$ -	161,496
2009	Other Operating Expenditures	$ 1,169,712	$ 167,363	$ 2,818,078	$ 5,222	$ 9,512	4,169,887
2009	OOE - DIR Telephone	$ -	$ 100	$ -	$ -	$ 3,379	3,479
5000	Capital Outlay	$ 1,277,000	$ 7,000	$ -	$ -	$ -	1,284,000
	TOTAL REQUEST	**$ 2,900,450**	**$ 343,362**	**$ 2,818,078**	**$ 368,800**	**$ 102,323**	**$ 6,533,013**
	TOTAL FTEs	4.02	3.00	-	6.89	1.72	15.63

FUND #	**METHOD OF FINANCE**	**Security & Safety**	**S&S CapCom**	**Security Contracts**	**Security Personnel**	**Risk Management**	**Total**
001	General Revenue	$ 2,900,450	$ -	$ -	$ 368,800	$ 102,323	$ 3,371,573
036	Dept of Insurance Fund 36	$ -	$ -	$ -	$ -	$ -	$ -
570	Federal Surplus Property	$ -	$ -	$ -	$ -	$ -	-
599	ESF	$ -	$ 343,362	$ -	$ -	$ -	343,362
666	Appropriated Receipts	$ -	$ -	$ -	$ -	$ -	-
777	Interagency Contracts	$ -	$ -	$ 2,818,078	$ -	$ -	2,818,078
	IDC	$ -	$ -	$ -	$ -	$ -	-
	Revenue Transfer	$ -	$ -	$ -	$ -	$ -	-
	TOTAL MOF	**$ 2,900,450**	**$ 343,362**	**$ 2,818,078**	**$ 368,800**	**$ 102,323**	**$ 6,533,013**

FY 2022 OPERATING BUDGET - OUT OF TOWN SERVICES

		2.2.3	2.2.1	2.1.1	
LBB CLASS	LOCATION	Utilities 0502-0507	Maintenance 0444-0449	Custodial 0450;0454-59	Total Request
2004/2009	Corpus Christi	$ -	$ -	$ -	$ -
2004/2009	Houston	$ 350,000	$ 491,084	$ 130,800	$ 971,884
2004/2009	Waco	$ 210,000	$ 509,705	$ 75,600	$ 795,305
2004/2009	Fort Worth	$ 125,000	$ 279,380	$ 60,000	$ 464,380
2004/2009	San Antonio	$ -	$ -	$ -	$ -
2004/2009	El Paso	$ 270,000	$ 434,401	$ 91,680	$ 796,081
	TOTAL REQUEST	**$ 955,000**	**$ 1,714,570**	**$ 358,080**	**$ 3,027,650**

FUND #	METHOD OF FINANCE	Utilities	Maintenance	Custodial	Total
001	General Revenue	$ 955,000	$ 1,616,859	$ 358,080	$ 2,929,939
036	Dept of Insurance Fund 36	$ -	$ -	$ -	
570	Federal Surplus Property	$ -	$ -	$ -	$ -
599	ESF	$ -	$ -	$ -	
666	Appropriated Receipts	$ -	$ 97,711	$ -	$ 97,711
777	Interagency Contracts	$ -	$ -	$ -	$ -
	IDC	$ -	$ -	$ -	$ -
	Revenue Transfer	$ -	$ -	$ -	$ -
	TOTAL	**$ 955,000**	**$ 1,714,570**	**$ 358,080**	**$ 3,027,650**